



MULTIFAR MANIFOLDS



Art. 3850

Chrome-plated modular manifold for both domestic services and heating systems, complete with manual controls. Each control is equipped with 2 silk-screen printed discs for circuit identification.

- Interchangeable sizes for copper, plastic and multilayer pipe
- Side connections: 3/4" - 1" male-female
- Centre line between ports: 45 mm



Art. 3900

Chrome-plated modular manifold for both domestic services and heating systems, complete with built-in lockshield valves.

- Interchangeable sizes for copper, plastic and multilayer pipe
- Side connections: 3/4" - 1" male-female
- Centre line between ports: 45 mm

1. DESCRIPTION

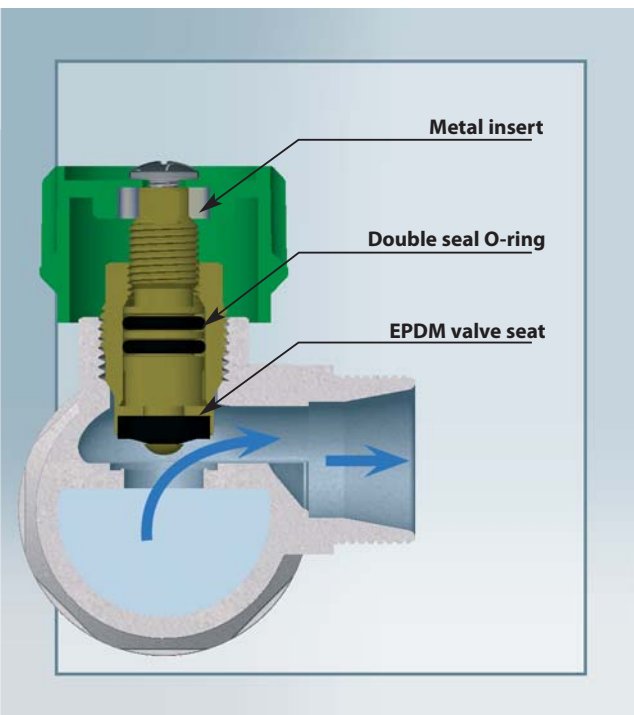
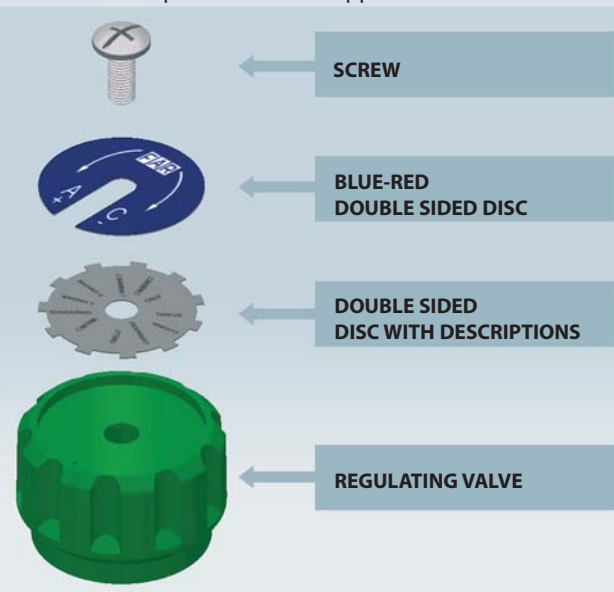
"MULTIFAR" manifolds are equipped with built-in valves and lockshield valves and are suitable for use in water distribution systems, domestic services and heating systems. Valves located on each outlet make it possible to isolate any connected terminal direct from the manifold during installation, maintenance, or replacement operations. Easy operation is ensured by front-mounted knobs to control the valves and a screw type

control mechanism for the lockshield valves.

Manifolds with built-in valves are normally used as supply manifolds. Water flow through the manifold meets the EPDM valve seat frontally in order to avoid any malfunction due to long dry periods and strong pressure surges. Manifolds with built-in lockshield valves are used as both supply and return manifolds in order to regulate and shut off the flow.

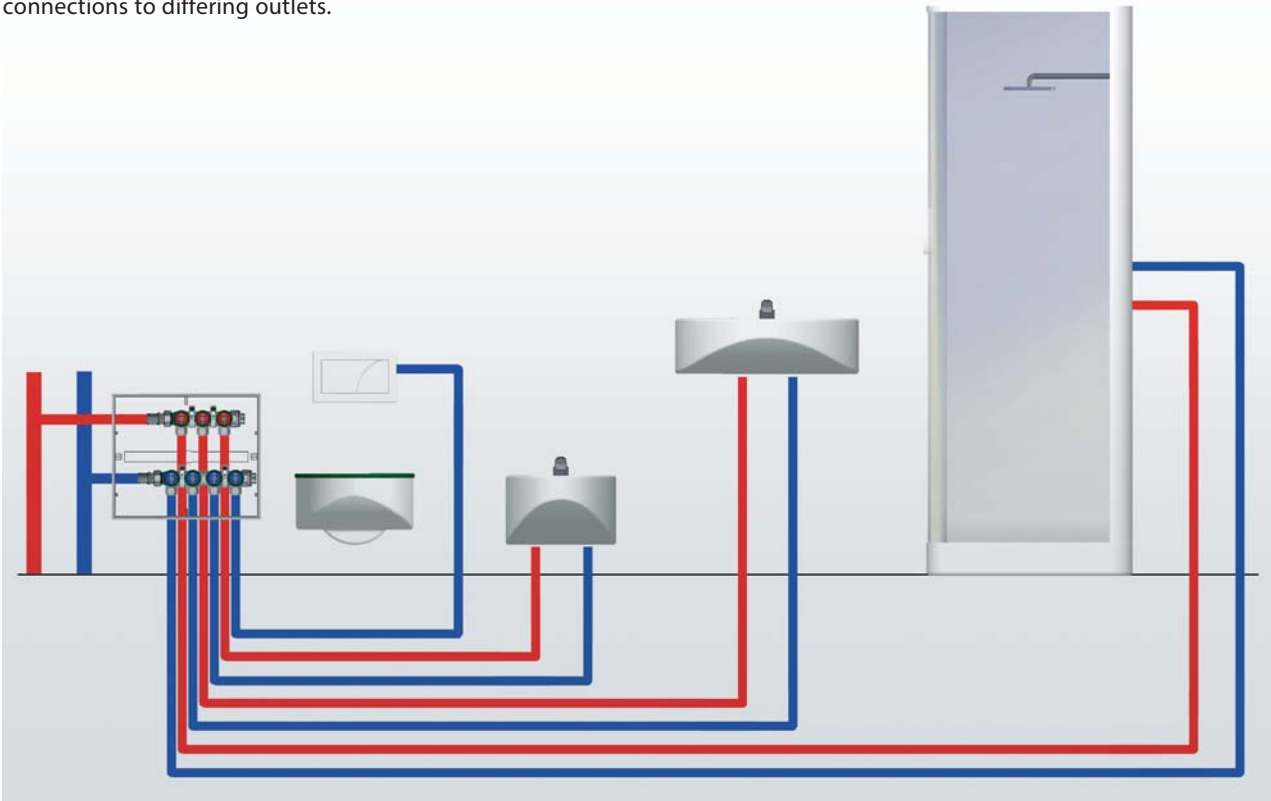
Use the silk-screen printed disc, which is provided with the manifold, to identify the connected terminals.

As indicated above, a disc with "open/close" wording and a disc with descriptions are both supplied.

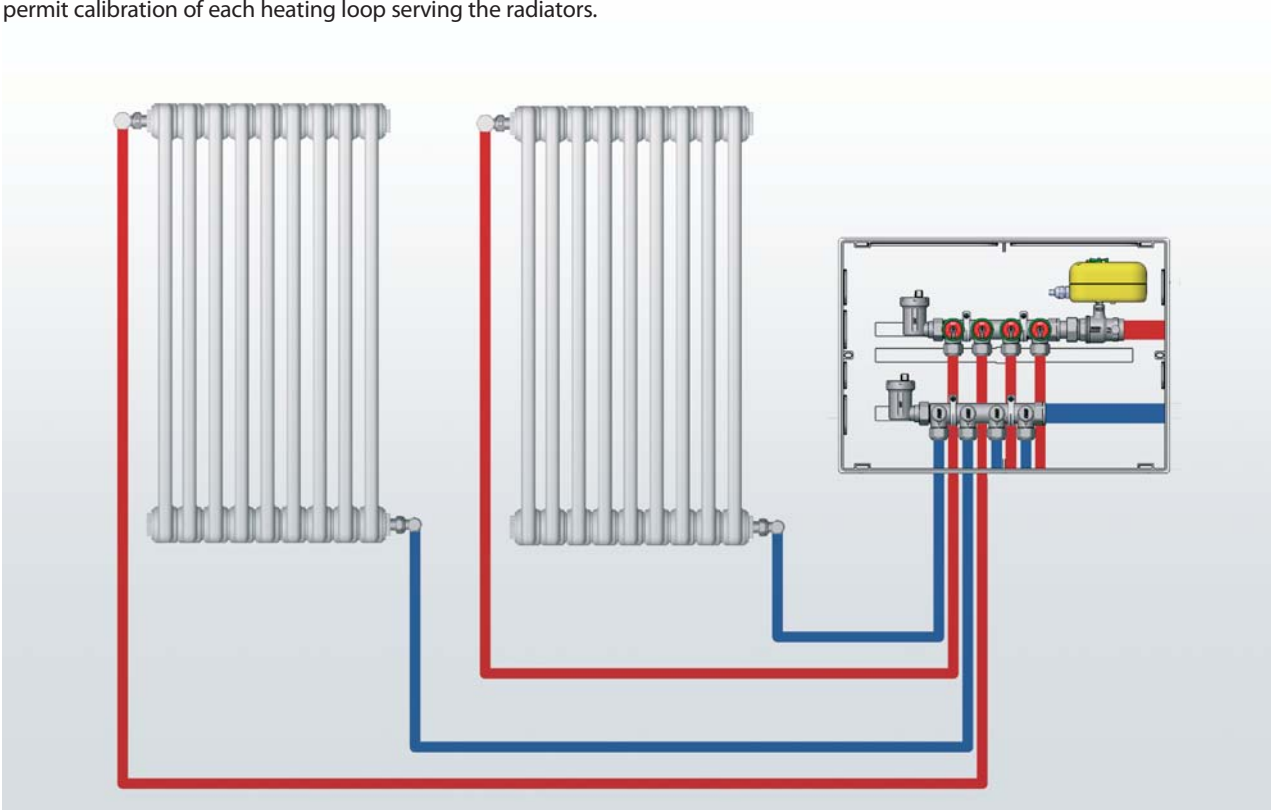


2. INSTALLATION
Example of installation in a domestic system

The example shows a 'traditional' installation with connections to differing outlets.


Example of installation in a heating system

Multifar manifolds with built-in lockshield valves on the return permit calibration of each heating loop serving the radiators.

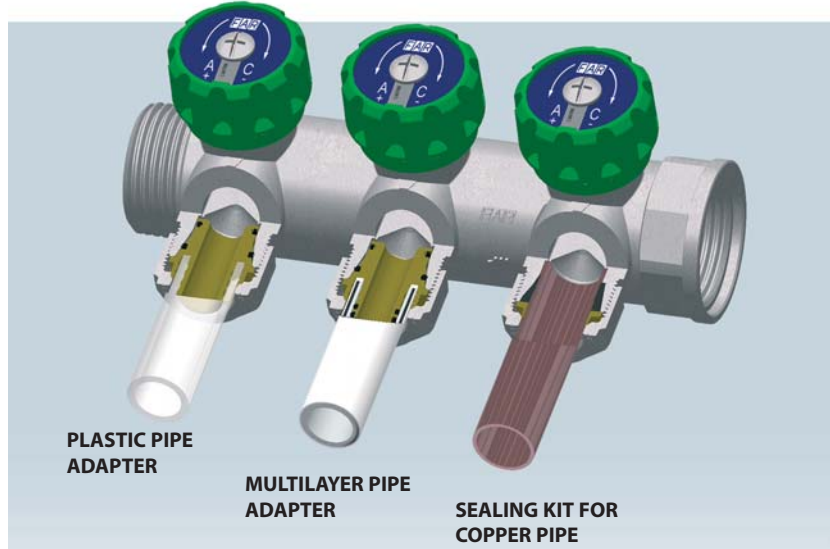


2.1 MULTIFAR MANIFOLDS MODELS

Multifar manifolds are available with FAR connections or with 1/2" or 3/4" eurokonus or flat-faced connections on 2-3-4 ports. The available side connections are: 3/4" or 1".

Some versions have the side connection blanked off (Fig.1). FAR offers also a version with 1 1/4" size for Ø 25-26 mm plastic and multilayer pipe connections, and with a 70 mm centre line between ports. This type of manifold is made entirely of CR brass (Fig.2).

Also 3/4" and 1" manifolds are available in CR brass (Fig.3).

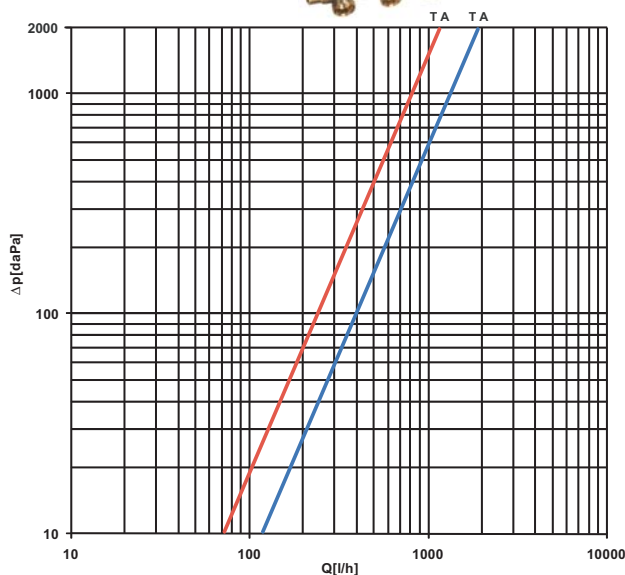


3. FLUID-DYNAMIC FEATURES

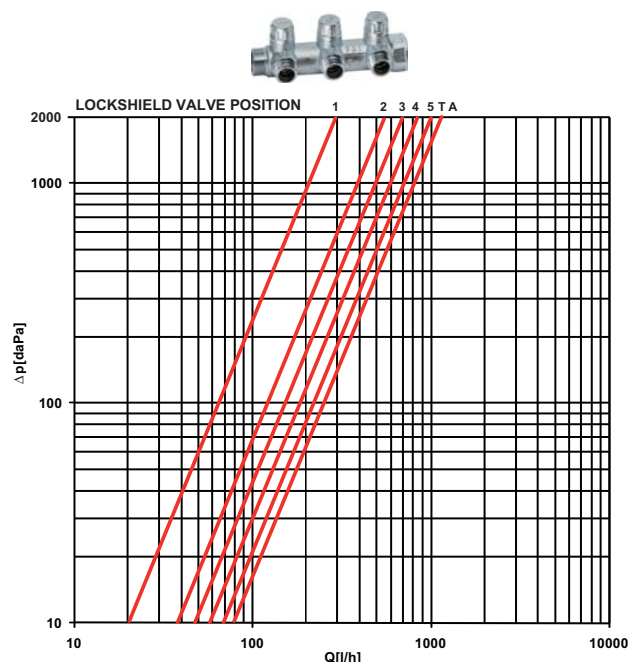
MANIFOLDS WITH BUILT-IN VALVES

— 3/4" - 1" Multifar manifold $Kv_{TA} = 2,5 \text{ m}^3/\text{h}$

— 1" 1/4 Multifar manifold $Kv_{TA} = 4,3 \text{ m}^3/\text{h}$



MANIFOLDS WITH BUILT-IN LOCKSHIELD VALVES



TURNS	1	2	3	4	5	TA
$Kv \text{ [m}^3/\text{h]}$	0,65	1,14	1,51	1,83	2,04	2,25

4. TECHNICAL FEATURES

Manifold Body: CB753S and CB752S Brass
Small parts: CW617N Brass
Valve seat: EPDM
Sealing O-ring: EPDM
Regulating valve: ABS
Identification discs: Aluminum
Max. working pressure: 16 bar
Max. working temperature: 95°C
Compatible media: Water


5. DIMENSIONAL FEATURES
