

ENGINEERING EXCELLENCE



**The Finest Tankless
Electric Water
Heaters Available!**

**Featuring Advanced
Microprocessor Control**

Tempra® / DHC-E

- » OUTPERFORMS BULKY HOT WATER TANKS
- » REDUCES HOT WATER PIPE RUNS
- » REDUCES PIPING LOSSES
- » NO VENTING REQUIRED
- » BEST WARRANTY IN THE INDUSTRY



**ISO 9001
CERTIFIED**

Tempra® / DHC-E Tankless Electric Water Heaters



Tempra® / DHC-E Featuring Advanced Microprocessor Control

- » **Control Temperature Simply by Setting a Dial.** Set the temperature knob on the front cover, and enjoy water between 86°F / 30°C to 140°F / 60°C. Change the desired temperature at any time. No purchase of a remote selector control is necessary. Advanced microprocessor technology ensures that the water temperature never deviates from the set point.
- » **Best Warranty in the Industry.** Stiebel Eltron has an enviable track record of engineering excellence and product quality. The three years parts warranty is unique in the industry. You can depend on the Tempra® / DHC-E for many years to come.
- » **Compliance with Codes Made Easy.** The water temperature required by codes can simply be dialed in at the unit. The 100% accuracy of the water temperature is guaranteed by sophisticated electronics. No need to worry about mixing valves that go out of adjustment and wear out. The DHC-E and Tempra® can supply up to 140°F (60°C) water when health codes call for it. At the same time, when lower, non-scalding temperatures are needed, the advanced electronics of the DHC-E / Tempra® ensures what you set is what you get.
- » **Switchable Power Output.** The DHC-E 8/10 has the added advantage of selectable power output (7.2 / 9.6 kW) during installation via a jumper.



Delivering Code Compliant Water Temperatures

» **Superior, Reliable Performance.** The Tempra® and DHC-E units have a flow sensor and two temperature sensors that feed their readings into the unit's proprietary microprocessor control. Heating elements are engaged in stages, achieving the temperature you desire. Both units continually monitor the water temperature they produce.

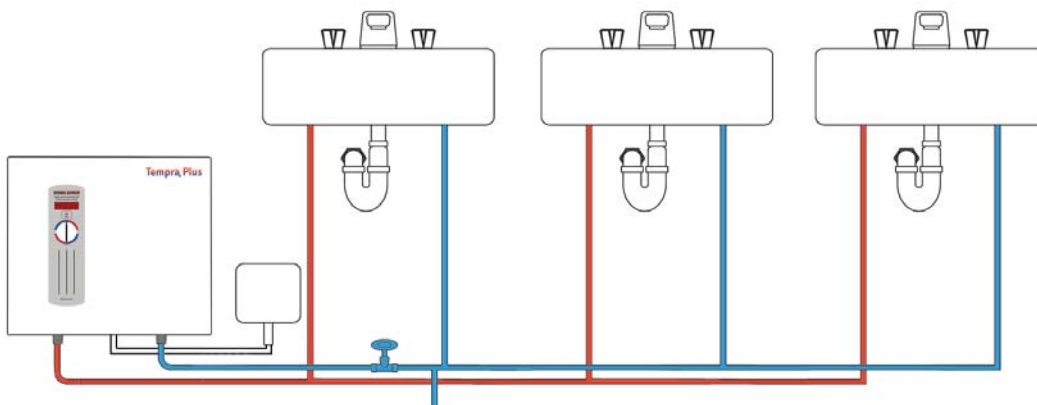
» **Superior Technical Support.** Stiebel Eltron's toll-free technical support line connects you with knowledgeable staff who can offer sizing recommendations as well as help with troubleshooting and technical questions.

» **Simple Design of Plumbing System.** There is no need for a T & P valve, drain or mixing valve. The design of the hot water plumbing system gets very simple and straightforward due to the advances introduced with the Tempra® / DHC-E.

» **Sleek Design Fits in Anywhere.** Due to its compact dimensions and attractive housing the Tempra® / DHC-E can be left unconcealed in many applications.

» **Seismic Proof Construction.** Tempra® / DHC-E is a tankless water heating system, and is thereby not subject to seismic code. There is no need for preventative construction, as required when using a bulky water storage heating system.

» **No Venting Required.** The units are electric and require no venting. This allows for more flexibility in the positioning of the units.



Tempra® / DHC-E Tankless Electric Water Heaters deliver instant hot water. Tempra® / DHC-E efficiencies eliminate wasted time waiting for hot water, while preserving precious water resources.



Simply the Best!

STIEBEL ELTRON

Introducing Proprietary Technology



Take The Cover Off.

We have done our homework. As an international leader in the tankless electric water heating industry, Stiebel Eltron is proud to have pioneered this tankless water heating technology. The company's German engineering and manufacturing tradition of excellence means that you can depend on its performance for many years to come.

Featuring Advanced Flow Control.

Tempra Advanced Flow Control™ is exclusive to the Tempra® Plus and ensures a constant temperature output no matter how great the hot water demand is.

Advanced Flow Control technology works by automatically adjusting the flow of water to eliminate unpleasant temperature fluctuations. This ensures an accurate temperature output at all times.



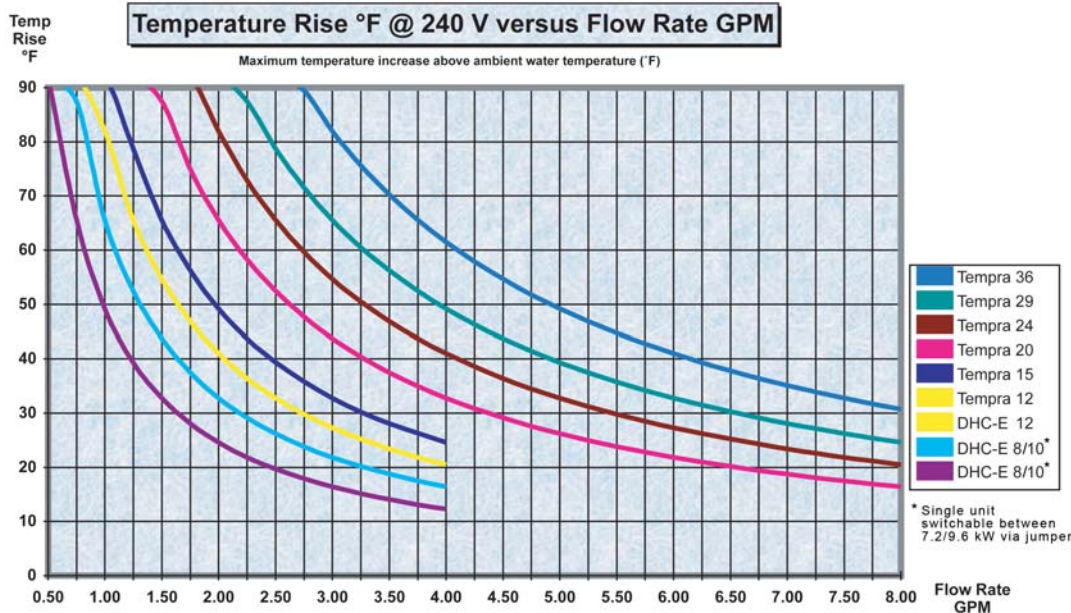
The Right Size for the Application

DHC-E and Tempra® Models		DHC-E 8/10**		DHC-E 12		Tempra® 12 / 12 Plus	
Item Number		224201		230628		223420 / 224196	
Phase		1		1		1	
Voltage	V	208	240	208	240	208	240
Wattage	kW	5.4/7.2	7.2/9.6	9	12	9	12
Amperage	A	26/35	30/40	44	50	44	50
Min. Required circuit breaker size	A	40/50	40/50	60	60	60	60
Recommended wire size	AWG COPPER	8	8	6	6	6	6
Maximum temperature increase above ambient water temp.	@ 0.75 GPM	49/66	66/87	82	92	92	92
	@ 1.00 GPM	37/49	49/66	61	82	61	82
	@ 1.50 GPM	25/33	33/44	41	54	41	54
	@ 2.25 GPM	-	-	27	36	27	36
	@ 3.00 GPM	-	-	20	27	20	27
Min water flow to activate unit	GPM/lmin	0.37 / 1.4				0.37 / 1.4	
Weight	Lb / kg	5.9 / 2.7				13.5 / 6.1	
Nominal water volume	Gal / l	0.13 / 0.5				0.13 / 0.5	
Width	inch / cm	7 7/8 (20.0)				16 5/8 (42.0)	
Height	inch / cm	14 3/16 (36.0)				14 1/2 (36.9)	
Depth	inch / cm	4 1/8 (10.4)				4 5/8 (11.7)	
Working pressure	PSI / BAR	150 / 10				150 / 10	
Tested to pressure	PSI / BAR	300 / 20				300 / 20	
Water connections		1 / 2" NPT				3 / 4" NPT	

Tempra® Models		15 / 15 Plus		20 / 20 Plus		24 / 24 Plus		29 / 29 Plus		36 / 36 Plus	
Item Number		223421 / 224197		223422 / 224198		223424 / 224199		232885 / 223425		232886 / 223426	
Phase		1		1		1		1		1	
Voltage	V	208	240	208	240	208	240	208	240	208	240
Wattage	kW	10.8	14.4	14.4	19.2	18	24	21.6	28.8	27	36
Amperage	A	2 x 26	2 x 30	2 x 35	2 x 40	2 x 44	2 x 50	3 x 35	3 x 40	3 x 44	3 x 50
Min. Required circuit breaker size	A	2 x 40	2 x 40	2 x 50	2 x 50	2 x 60	2 x 60	3 x 50	3 x 50	3 x 60	3 x 60
Recommended wire size	AWG COPPER	8	2 x 8	2 x 8	2 x 8	2 x 6	2 x 6	3 x 8	3 x 8	3 x 6	3 x 6
Maximum temperature increase above ambient water temp.	@ 1.50 GPM	49	65	66	88	82	92	92	92	92	92
	@ 2.25 GPM	37	43	44	58	54	73	66	87	82	92
	@ 3.00 GPM	25	33	33	44	41	54	49	66	61	82
	@ 4.50 GPM	-	-	22	29	27	37	33	44	41	55
Min water flow to activate unit	GPM/lmin	0.58 / 2.2		0.58 / 2.2		0.58 / 2.2		0.87 / 3.3		0.87 / 3.3	
Weight	Lb / kg	16.1 / 7.3		16.1 / 7.3		16.1 / 7.3		19.0 / 8.6		19.0 / 8.6	
Nominal water volume	Gal	0.26 / 1.0		0.26 / 1.0		0.26 / 1.0		0.39 / 1.5		0.39 / 1.5	
Width	inch / cm					16 5/8 (42.0)					
Height	inch / cm					14 1/2 (36.9)					
Depth	inch / cm					4 5/8 (11.7)					
Working pressure	PSI / BAR					150 / 10					
Tested to pressure	PSI / BAR					300 / 20					
Water connections						3 / 4" NPT					

* Suitable for supply with up to 131°F / 55°C * Tankless water heaters are considered a non-continuous load

* Conductors should be sized to maintain a voltage drop of less than 3% under load ** Single unit, switchable between 8 kW and 10 kW at installation via jumper



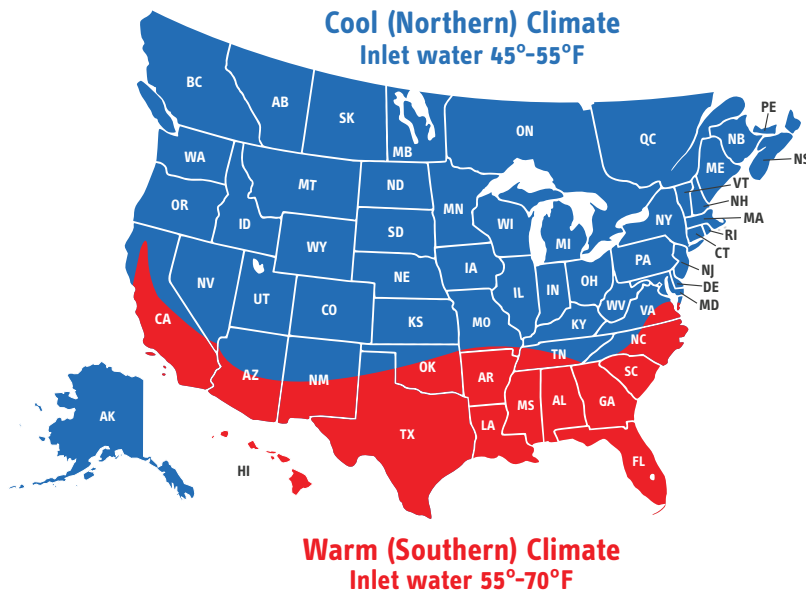
The Tempra® and DHC-E series are tested and certified by WQA against NSF/ANSI 372 for lead free compliance.

ISO 9001
CERTIFIED

Tankless Electric Water Heater Sizing Guide

	Flow	GPM	DHC-E 8/10 @ 8 kW	DHC-E 8/10 @ 10 kW	DHC-E 12 Tempra® 12 / 12 Plus	Tempra®				
						15 / 15 Plus	20 / 20 Plus	24 / 24 Plus	29 / 29 Plus	36 / 36 Plus
Lav. Sink	Low	0.50								
	Low	0.50								
	Low-Med	0.75								
	Low-Med	0.75								
	Med	1.00								
	Med	1.00								
	High	1.50								
	High	1.50								
Kitchen Sink	Low	1.00								
	Low	1.00								
	Med	1.50								
	Med	1.50								
Utility Sink	1.50 - 2.00							*2		
	1.50 - 2.00									
Multi- Sinks	Low	0.50	*3	*4	*5					
	Low	0.50	*2	*3	*4					
	Med	1-1.25		*2	*2	*2	*3	*4	*5	*6
	Med	1-1.25					*2	*3	*4	*5
Single Shower	Low	1.00								
	Low	1.00								
	Low-Med	1.50								
	Low-Med	1.50								
	High	3.00								
	High	3.00								

*Max. number of sinks that can be serviced by one unit



STIEBEL ELTRON

17 West Street
West Hatfield, MA 01088

800.582.8423

413.247.3380

FAX 413.247.3369

info@stiebel-eltron-usa.com

www.stiebel-eltron-usa.com

Distributed by:

